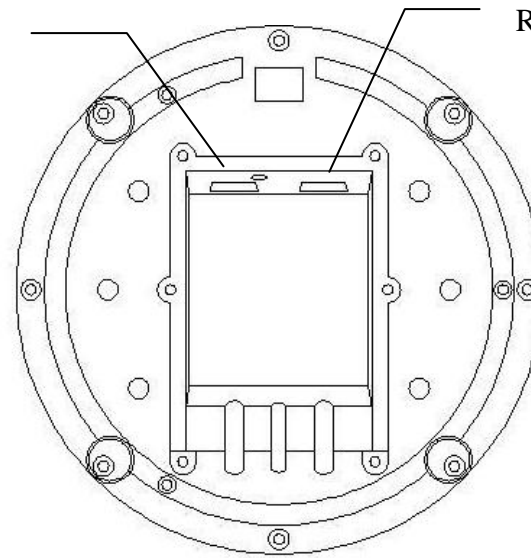


Overview

RS232 IN



Bottom view


Standard Accessories



Switching power X 1



RS232 cable X 1



Software CD X 1

☑ Software / Special Display Editor™ / EasySDE™ / System requirement:

OS: Window XP, Window7.







CPU: Pentium 4 1.4 GHz or AMD Athlon processor 1GHz (Pentium 4 2.4GHz recommended)

Memory: 256 MB RAM (512 MB RAM recommended)

Hard drive: 50 MB free hard drive space.

Serial Port: D-SUB 9 pin RS232 port or USB 2.0 high speed

☑ Hardware:

	ICone	iCube	iBulb	iDiamond	iBall	iBall500	Remark
							
Diameter (mm)	400	360	500	360	300	500	
Display color	Red, Green, Blue, Sky Blue, Mauve, Yellow, Black						
Display height(mm)	200	200	295	200	200	295	
LED	73	73	85	73	73	85	
Visual Pixel	62000	62000	72250	62000	62000	72250	
Power consumption (W)	60	60	120	60	60	120	
Animation rate	30~33 frames / second						
Memory	1024 images						Ex. 73 x 128 / image
Dome Material	Polycarbonate						
Uploading interface	RS232						
AC input / DC output	AC input 100-240V, 50/60Hz / DC output 24V 2.5A ~ 5A						
Packing contents	iLight / Switching Power / AC cable / Software CD						
N.W / G.W (kgs)	6.0 / 8.6	4.6 / 6.6	6.5 / 9.6	6.8/7.8	4.6 / 6.9	7.0/9.8	
Carton dimension(cm)	50 x 50 x 70	45 x 45x 48	58 x 58x 85	58 x 58 x58	53 x 53 x 58	58 x 58 x 60	